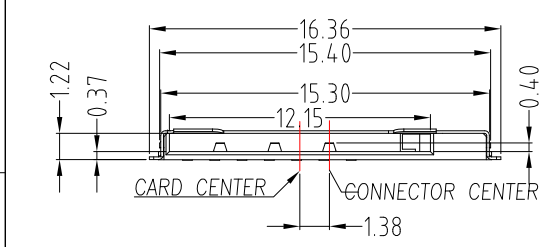
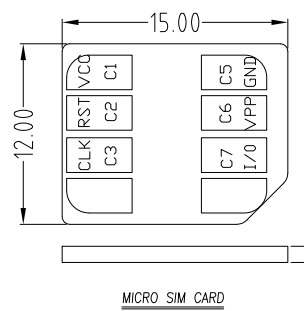


PCB LAYOYT



SIM pin assignment	
PIN#	Name
C1	VCC
C2	RST
C3	CLK
C5	GND
C6	VPP
C7	I/O



C1:VCC  
C2:RST  
C3:CLK  
C4:RESERVED  
C5:GND  
C6:VPP  
C7:I/O  
C8:RESERVED

SPECIFICATION

Electrical :

- 1.Current Rating: 0.5A
- 2.Voltage Rating: 125V AC/DC
- 3.Contact Resistance: 100 mΩ Max.
- 4.Insulation Resistance: 1000 MΩ Min.

Environmental:

- 1.Operating Temperature: -20°C ~ +60°C.

Material:

- 1.Housing: LCP
  - 2.Contact: Copper Alloy
  - 3.Shell: Stainless Steel
- Finish:
- 1.Contact: Plated Gold in Mating Area ;  
Tin Plated on Solder Balls ;  
Nickel under plated overall
  - 2.Shell: Nickel under Plated surface layer

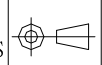
ITEM NO	DESCRIPTION	DRAWN	DATE
6	更新尺寸	Jack	092619
5	更新圖面	Jack	092319
4	更新樣式	Jack	011119
3	更新料號及卡樣式	Jack	100318
2	更新料號及卡樣式	Jack	091918
1	更新尺寸標示	Jack	080718



TOLERANCE UNLESS OTHERWISE STATED :

Up to 5 ±0.2  
Above 5 ~ 15 ±0.3  
Above 15 ~ 30 ±0.4  
Above 30 ~ 50 ±0.5  
Angle ±0.3

3RD. ANGEL'S



UNITS MM

DRAWN BY:	DATE	MAT'L	TITLE	CONNECTOR
Jack Lu	09/26/19			
CHECKED BY:	DATE	FINISH	MODLE	MICRO SIM PUSH. H1.35
Jacky Chen	09/26/19			
APPROVED BY:	DATE	SCALE	DWG NO.	MSIM-0121A07-S267
Tony Kao	09/26/19	1 : 1	PART NO.	MSIM-0121A07-S267
		SHEET NO.	1 of 1	SIZE A4
				VER R6